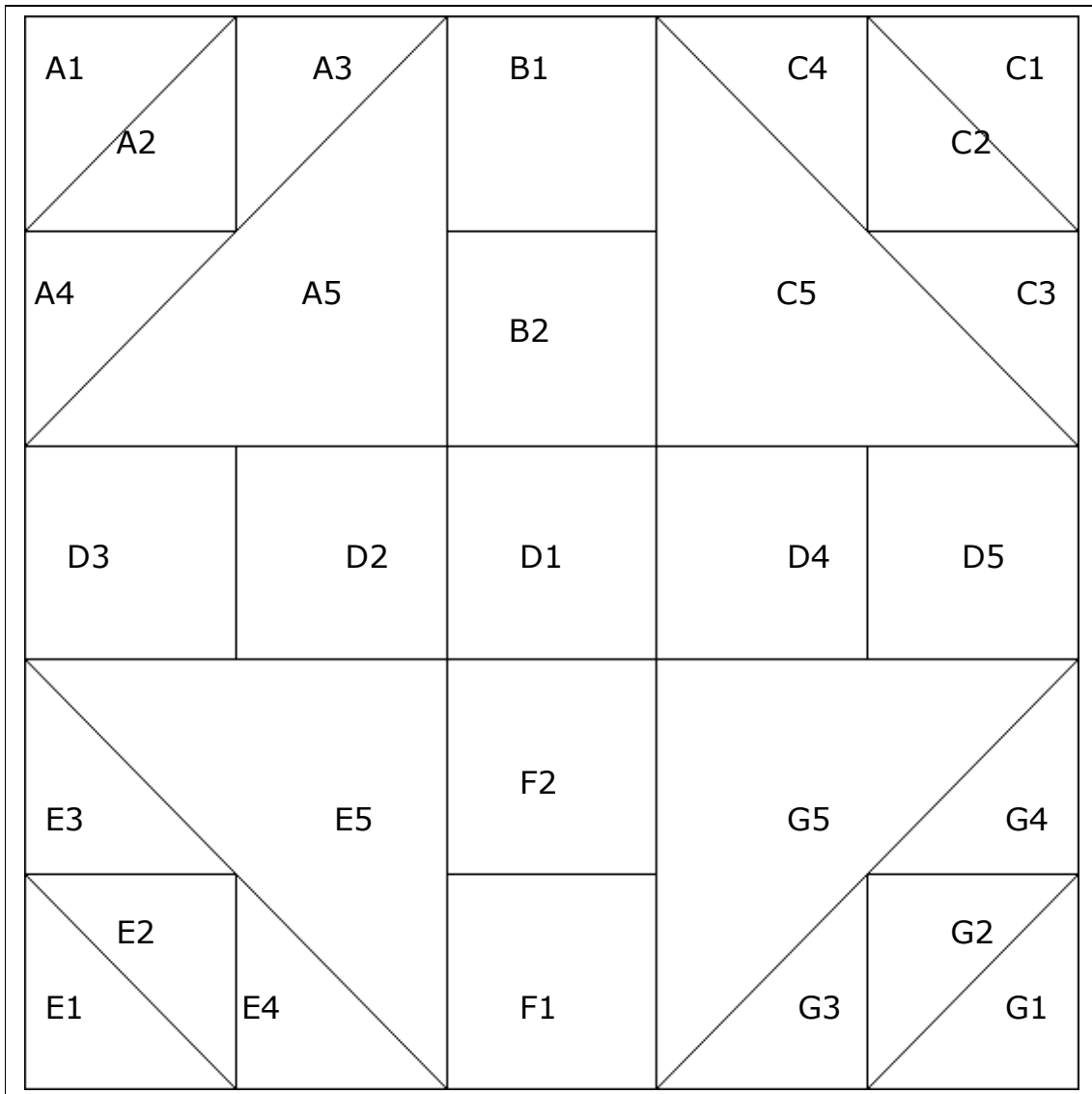
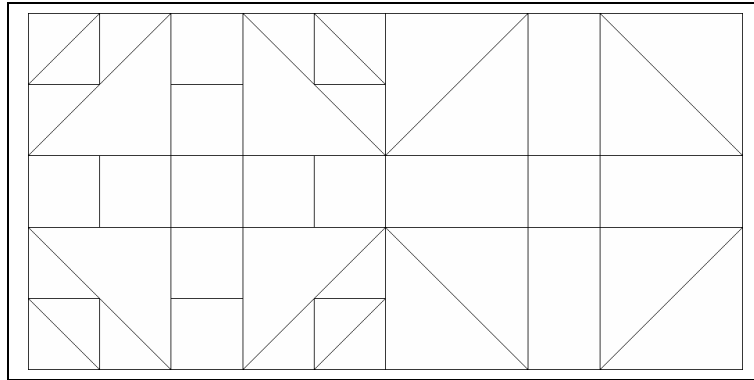


Blocks of the month February 2008
(15 x 15 cm)

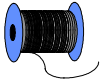


This block has been made by Heleen Pinkster for:
Wilma Karels Borduren en Quilten

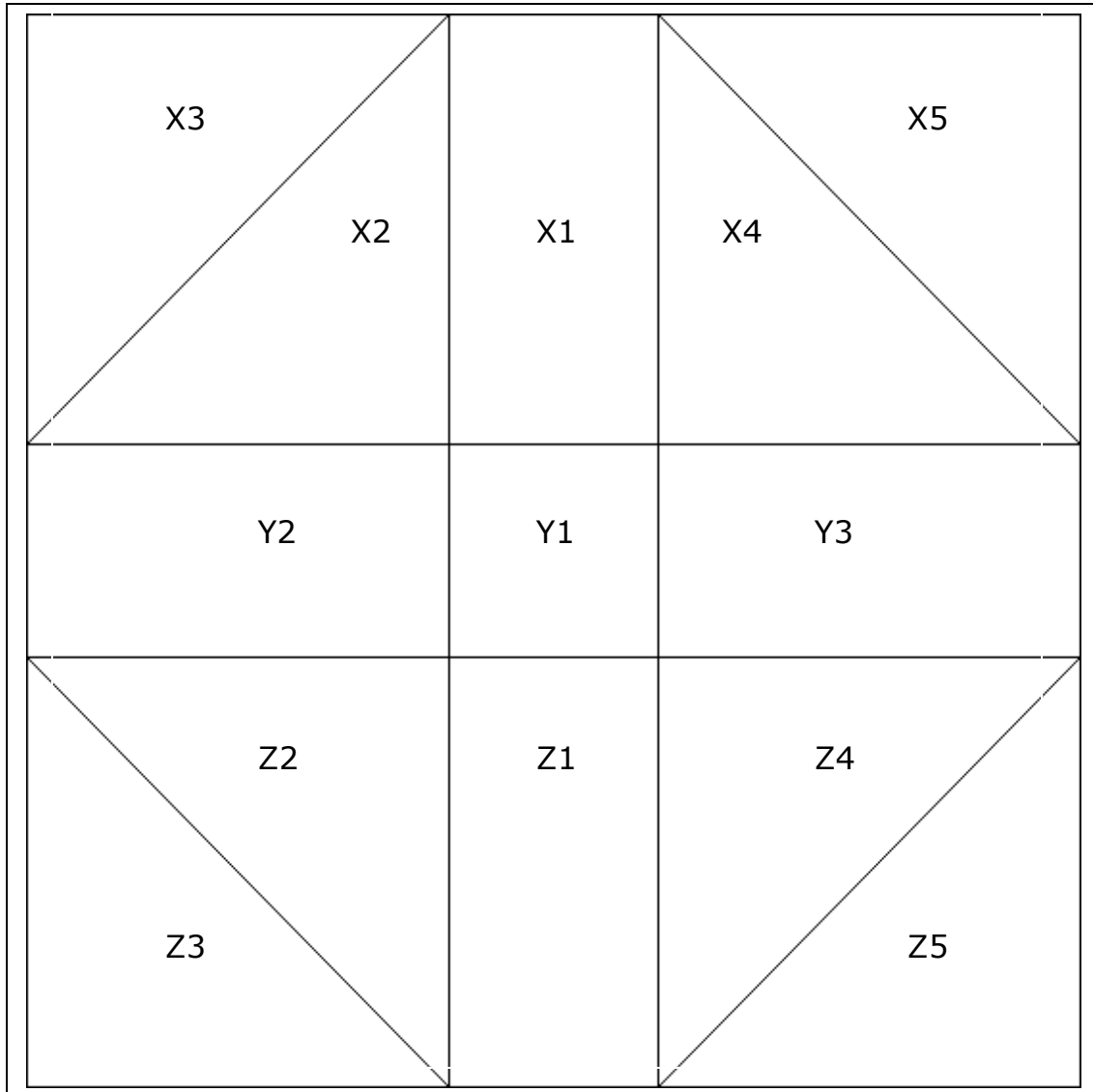
Concordialaan 5 - 6712 GL Ede - 0318 61 28 62 - info@wilmakarels.nl

Look at our site for openingstimes, workshops, classes, teachers, information about quilting:

www.wilmakarels.nl



Blocks of the month February 2008 (15 x 15 cm)



These blocks of the month (February 2008) are two traditional patterns.

Follow the next piecing order:

Blok 1: A1-5, B1-2, C1-5, A+B, AB+C, D1-5, ABC+D
E1-5, F1-2, G1-5, E+F, EF+G, ABCD+EFG

Blok 2: X1-5, Y1-3, Z1-5, X+Y, XY+Z

Iron the seam allowances from segment D and Y toward piece D1 and Y1. Iron the seam allowances from segment B toward A5/C5, from F toward E5/G5, from X1 toward X2/X4 and from Z1 toward Z2/Z4. The seams will match easy together.

In the next example-quilts you can see several ways to use colour. We wish you success with making your own design.

Wilma Karels and Heleen Pinkster

In our Quiltshop, this year you'll get with every purchase the blocks of the month from the theme 'Meadow'. As always, these blocks are 15 x 15 cm, so you can easily combine them with the blocks of the previous years. These blocks (2004- 2007) are published in (Dutch) books, which you can order at our website.

This block is made by Heleen Pinkster for:
Wilma Karels Borduren en Quilten

Concordialaan 5 - 6712 GL Ede - 0318 61 28 62 - info@wilmakarels.nl

Look at our site for openingtimes, workshops, classes, teachers, information about quilten:
www.wilmakarels.nl