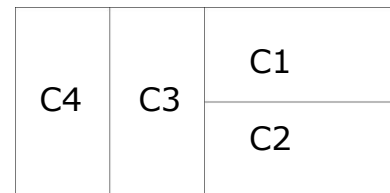
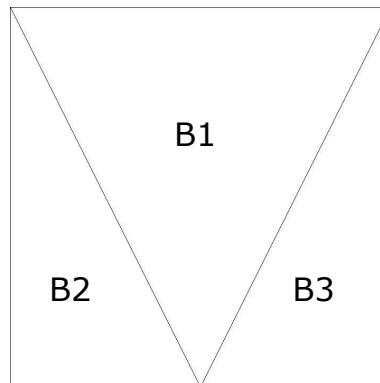
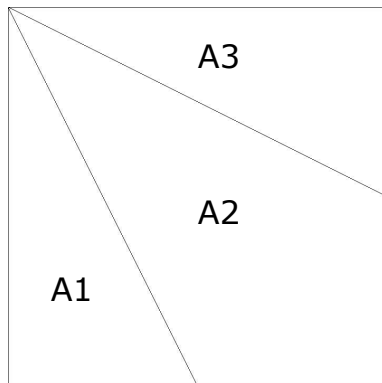
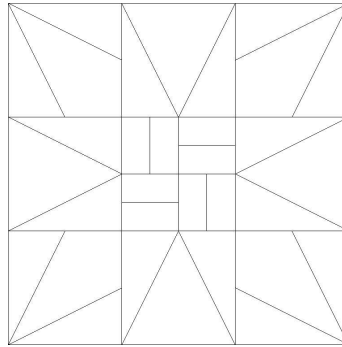


Block of the month December 2007 (15 x 15 cm)



This block of the month (December 2007) is an foundation pattern, but it can also be traditional patched.

For both ways, follow the next piecing order:

Row 1: A1-3, B1-3, A1-3, A+B+A

Row 2: C1-4, C1-4, B1-3, B1-3, C+C , B+CC+B

Row 3: A1-3, B1-3, A1-3, A+B+A

Whole block: row 1+row 2+ row 3

When you sew the seam allowances toward peice B, the seams will match easy together.

In the next example-quilts you can see several ways to use color. We wish you success with making your own design.

Wilma Karels and Heleen Pinkster

In our Quiltshop, this year you'll get with every purchase the blocks of the month from the theme 'Garden'. As always, these blocks are 15 x 15 cm, so you can easily combine them with the blocks of the previous years. These blocks (2004- 2006) are published in (Dutch) books, which you can order at our website.

This block has been made by Heleen Pinkster for:

Wilma Karels Borduren en Quilten

Concordialaan 5 - 6712 GL Ede - 0318 61 28 62 - info@wilmakarels.nl

Look at our site for openingstimes, workshops, classes, teachers, information about quiltig:

www.wilmakarels.nl