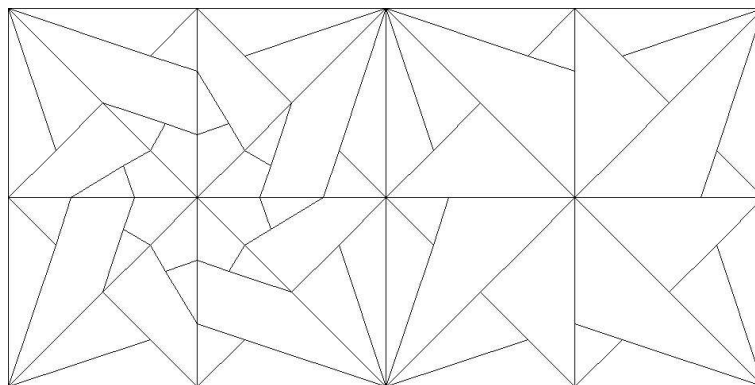
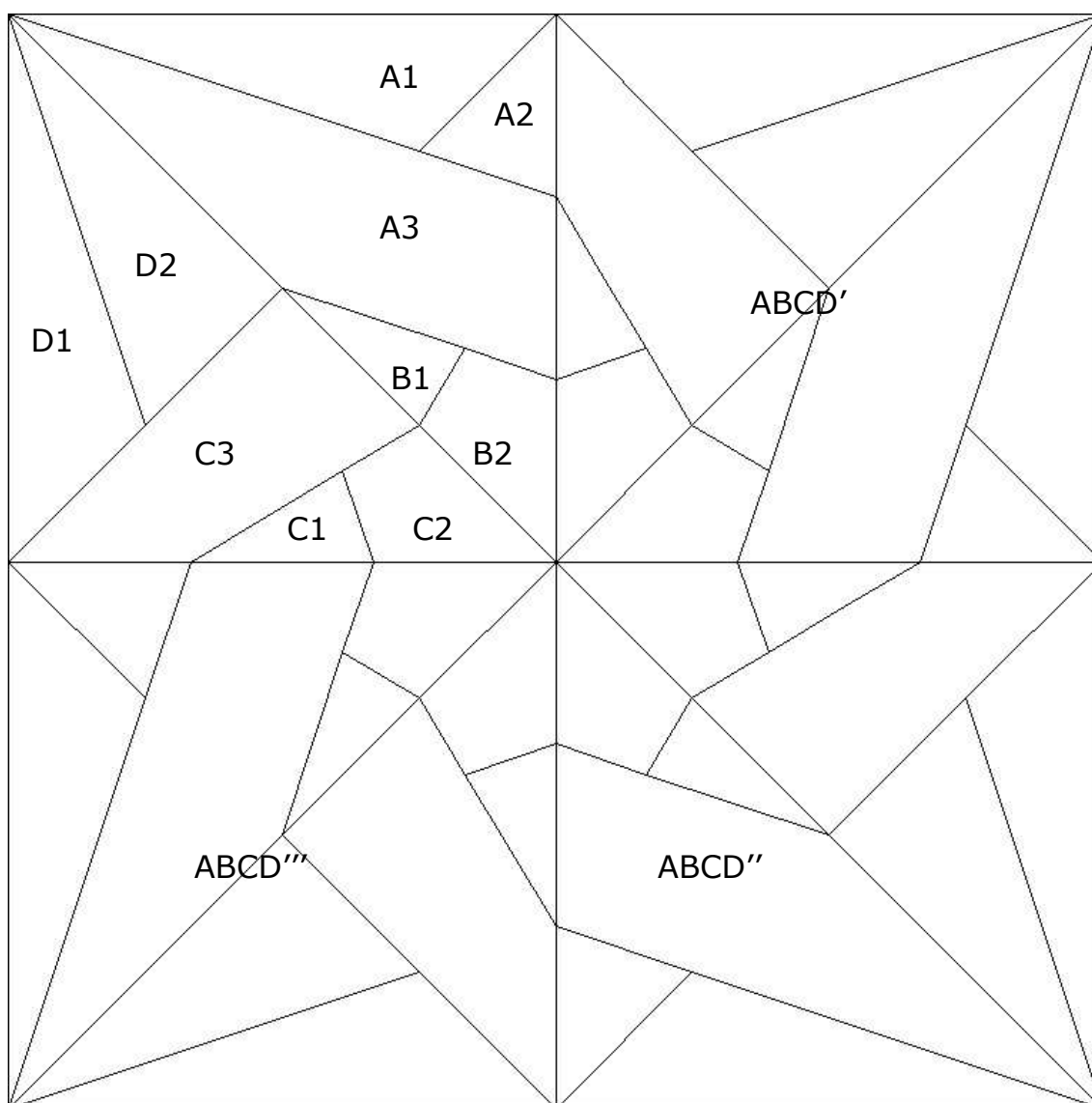


Blocks of the month November 2008
(15 x 15 cm)

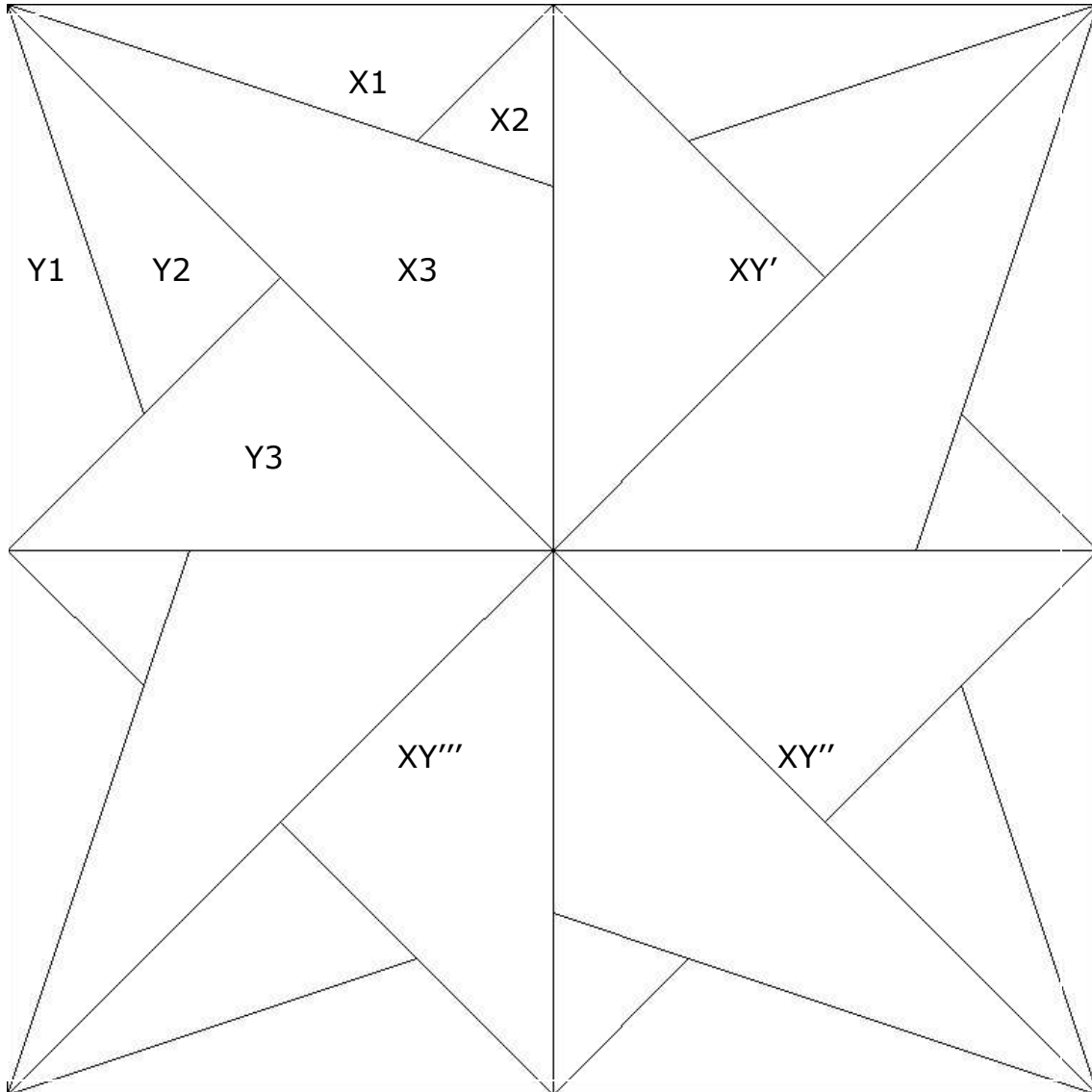


Tangled Stars

Heleens Hidden Square



Blocks of the month November 2008
(15 x 15 cm)



These blocks of the month (November 2008) are two foundation patterns, but can also be made as a traditional pattern.

Follow the next piecing order:

- Block 1: A1-3, B1-2, A+B, C1-3, D1-2, C+D, AB+CD
 Sew these parts 4 times: ABCD, ABCD', ABCD'', ABCD'''
 ABCD+ABCD', ABCD''+ABCD''', ABCD/ABCD'+ABCD''/ABCD'''.
- Blok 2: X1-3, Y1-3, X+Y.
 Sew these parts 4 times: XY, XY', XY'', XY'''
 XY+XY', XY''+XY''', XY/XY'+XY''/XY'''.

In the next example-quilts you can see several ways to use color. We wish you success with making your own design.

Wilma Karels and Heleen Pinkster

In our Quiltshop, this year you'll get with every purchase the blocks of the month from the theme 'Meadow'. As always, these blocks are 15 x 15 cm, so you can easily combine them with the blocks of the previous years. These blocks (2004- 2007) are published in (Dutch) books, which you can order at our website.

Dit blok is gemaakt door Heleen Pinkster voor:

Wilma Karels Borduren en Quilten

Concordialaan 5 - 6712 GL Ede - 0318 61 28 62 - info@wilmakarels.nl

Kijk op onze site voor openingstijden, workshops, cursussen, docenten, informatie over quilten:
www.wilmakarels.nl